


"Simplicity"

REG. U.S. PAT. OFF.


MODEL-C — 3 H.P. PLOWING TRACTOR



PLOWING



An impressive job of turning quack grass sod.



CULTIVATING



Cultivating beans planted in 30" rows, using 6-shovel cultivator.


DOES ALL THE POWER JOBS

Weight balanced for the greatest ease of operation and to give the utmost of traction. The Model-C will do more work for its weight, horsepower and cost than any other type of tractor.

For the few acre farmer, the Model-C does all the farm power jobs from plowing to harvest.

Its specially designed implements are efficient, simple to operate, and quickly changed from one to another.

Description of implements and their uses on following pages.




MOWING




Cutting hay or tall weeds is taken in stride.



Simplicity Mfg. Co., Port Washington, Wis., U.S.A.



"SIMPLICITY" 8" PLOW



"SIMPLICITY" 42" SICKLE BAR



The "Simplicity" Model-C Tractor has capacity to do first class plowing 5" to 7" deep in most any type of soil up to 1½ acres per day. The plow hitch has all the necessary convenient adjustments, including a crank operated depth screw regulator, giving instant control of depth while tractor is in motion.


A swinging landing clevis for setting to the desired width of furrow slice and a 12" swivel rolling coulter. The hitch includes a 50-pound wheel weight for balancing the traction when one wheel is in the furrow.

Shipping Weight.....	147 lbs.
Export Weight.....	208 lbs.
Cubic Measurement.....	7 cu. ft.


The "Simplicity" Model-C Sickle Bar will cut from 6 to 8 acres of hay per day. The sections, guards and ledger plates are the standard 2" field mower type and will do the same type of work, except that they will clear better when cutting fine grass.

The cutter bar attaches directly in front of the tractor and the grass guides hold the tall grass and feed it under the main frame. Both ends of bar clear the swath — succeeding cuts can be made in either direction.


Shipping Weight.....	95 lbs.
Export Weight.....	120 lbs.
Cubic Measurement.....	10 cu. ft.



An impressive job of turning heavy quack grass sod.




Tractor cultivating beans planted in 30" rows, using 6-shovel cultivator.



Tractor cultivating three 14" rows, using gang tool holder with 16 duck-foot steels.

"SIMPLICITY" QUICK-HITCH IMPLEMENTS



Each implement complete in itself; attaches to the tool carriage with two simple clamps; detaches without disturbing tool setting.



"SIMPLICITY" TOOL CARRIAGE

The "Simplicity" Model-C Tool Carriage is the carrier for all the implements, except plows and hay mowers.

It is the harness that hitches the power to the implements. Each implement attaches to the draw bar of the tool carriage with two simple clamps and detaches without changing any of the tool settings and is ready to go into the field without resetting. The tool control handle gives accurate control of tools when doing close cultivating.

Shipping Weight..... 53 lbs.
Export Weight..... 140 lbs.
Cubic Measurements..... 7 cu. ft.




"SIMPLICITY" AND 2-ROW CULTIVATOR

The "Simplicity" 6-Shovel Cultivator is recommended for general heavy cultivation. It has a wide range of adjustment of tools to meet various row conditions and the tools are well staggered to shed trash.

Regular equipment includes 36" tool bar, six adjustable pin break standards and six 2" reversible cultivator shovels. Additional tools described on back page.

Shipping Weight..... 48 lbs.
Export Weight..... 68 lbs.
Cubic Measurements..... 2 cu. ft.



"SIMPLICITY" SPRING TOOTH HARROW

The "Simplicity" 7-Tooth Spring Tooth Harrow is an excellent tool for harrowing after fall plowing and is especially recommended to use as a cultivator on stony or stumpy lands. The spring tooth standards are individually adjustable, both vertically and laterally.

Shipping Weight..... 52 lbs.
Export Weight..... 78 lbs.
Cubic Measurements..... 2 cu. ft.




"SIMPLICITY" 3-ROW CULTIVATOR

For high speed weeding, mulching of onions, beets, carrots and like crops. It will cultivate 3 rows 12" to 16" apart—that have been planted with a 3-row seeder.

Two 54" tool bars—six adjustable standards—six 12" weeding hoes.

Shipping Weight..... 66 lbs.
Export Weight..... 90 lbs.
Cubic Measurements..... 2 cu. ft.




"SIMPLICITY" SPIKE TOOTH HARROW

The "Simplicity" Spike Tooth Harrow is a modification of one of the oldest and most satisfactory types of harrows. Pulverizes and smooths soil for seed preparation. Teeth are adjustable to any desired pitch, for either shallow or deep penetration. Teeth are heavy duty 8" length by 1/2" square, held securely on "U" bars by heavy wedge clamp.

15 teeth, 42" width

Shipping Weight..... 52 lbs.
Export Weight..... 100 lbs.
Cubic Measurements..... 5 cu. ft.



"SIMPLICITY" REVERSIBLE 6-14" DISC HARROW

The best all-around tool to follow plowing, to pulverize clods and pack soil in preparing a seed bed, and also is an excellent tool to use as a cultivator. Gangs are reversible to throw dirt to or from the row. Three 14" blades to the gang—bearings of hard iron.


Shipping Weight..... 73 lbs.
Export Weight..... 125 lbs.
Cubic Measurements..... 4 3/4 cu. ft.



"SIMPLICITY" ACME PULVERIZING HARROW

The "Simplicity" Acme Pulverizing Harrow is an excellent tool, not only for seed bed preparation but also for the cultivation of orchards and vineyards. Full 36" cultivating width. Six blades.

Shipping Weight..... 53 lbs.
Export Weight..... 113 lbs.
Cubic Measurements..... 6 1/2 cu. ft.



"SIMPLICITY" SEEDER

"Simplicity" Seeders are available for 1, 2 or 3 rows. Will plant all garden seeds, except lima beans, corn and similar large seed. Plants in a drill row, covers, packs and levels in one operation. Gang seeding is necessary for successful multiple row cultivation.

	Shp. Wt.	Export Wt.	Cubic Meas.
	Lbs.	Lbs.	Cu. Ft.
1-Row.....	63	98	5
2-Row.....	90	130	8
3-Row.....	115	172	10

Spring Tooth Harrowing



3 HP. Tractor spring tooth harrowing previously plowed stubble land.

Seeding

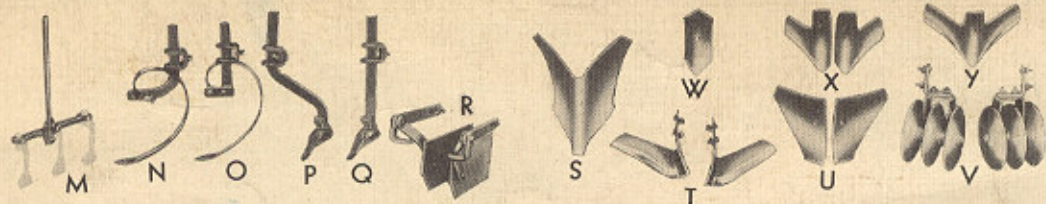


Tractor seeding three 15' rows and marking for the next gang of rows.

Disc Cultivating




Tractor cultivating and hilling beans in 30" rows.



ATTACHMENTS TO FIT REGULAR CULTIVATOR

- M — Gang Tool Holder with Standard — holds 3 duckfoot shovels or 2 weeding hoes.
 N — Spring Tooth with offset Standard and clamp.
 O — Spring Tooth with Straight Standard and clamp.
 P — Offset Cultivator Standard with clamp and adjustable pin break tool holder.
 Q — Straight Cultivator Standard with clamp and adjustable pin break tool holder.
 R — Plant Fenders — used to prevent covering of small plants.

- S — Furrow Opener, 10" — fits on regular cultivator pin break tool holder. Adjustable for wide or V-shaped furrow.
 T — Weeding Hoes, R&L. 12" — fit on regular cultivator standard.
 U — Hilling Shovels, R&L — fit on regular cultivator pin break tool holder.
 V — Cultivator Disc Gang — fits on regular cultivator standards. Three 7" disc to gang.
 W — Reversible Shovels — 2" — 3" — 4".
 X — Half Sweeps — pair — 8" — 10".
 Y — Full Sweeps — 6" — 8" — 10".



- A-1 Fertilizer Attachment — interchangeable with Seed Hopper on all "Simplicity" Seeders. Recommended for fertilizing before seeding or for side dressing row crops.
 B-1 Wheel Weight — 50-pounds, same as furnished with plow — used in pairs to give additional traction for heavy work.
 C-1 Belt Pulley — 3" face, 4" diameter. Attaches directly to engine crank shaft.

GENERAL SPECIFICATIONS MODEL-C 3-H.P. TRACTOR

ENGINE — 3-H.P. Briggs and Stratton Model-B.

TYPE — 4-cycle, single cylinder, air cooled.

IGNITION — High tension, built-in fly wheel magneto, moisture and dust proof.

ENGINE LUBRICATION — Pump and splash system.

CARBURETOR — Special float-feed, adjustable type.

AIR CLEANER — Oil Bath Type.

FUEL CAPACITY — 1 Gallon.

OIL CAPACITY — 3 Pints.

TRANSMISSION — Automotive type, Helical machine cut alloy gears, running in oil in dust-proof case.

DIFFERENTIAL — Over-running ratchet in each wheel.

BEARINGS — Timken and leaded bronze bearings.

SPEED — 1/2 to 2 miles per hour.

CONTROLS — 1 remote throttle control — 1 clutch lever.

OVERALL SIZE — Length 85", Height 35", Width 26".

LUBRICATION OF TRANSMISSION — From oil chamber in gear case and high pressure Alemite Zerk grease.

CLUTCH — Idler on stretch-proof compass cord belt.

WHEELS — Reversible Disc Type.

TIRES — 5.50" x 16" High Traction Tread (26" overall).

TREAD ADJUSTMENT — 20" to 26".

CLEARANCE — 13".

TOOL KIT — Grease Gun, Wrenches, Pliers, Screwdriver. Instruction Book and Parts Price List.

SHIPPING WEIGHT — 463 lbs.

EXPORT WEIGHT — 493 lbs.

CUBIC MEASUREMENTS — 29 cu. ft.

"SIMPLICITY" PRODUCTS

"Simplicity" Model-A -1-H.P. one-wheel tractors. "Simplicity" Electric Fence Controllers.

"Simplicity" Model-B -1-H.P. two-wheel tractors. "Simplicity" Cylinder Reconditioning Machines.

"Simplicity" Model-C -3-H.P. Tractors.

Con-Rod and Main Bearing Equipment.

A FULL LINE OF TRACTOR ATTACHMENTS

Piston Grinders, etc.

